

ORWIN

DOWNLIGHT | 6" | 8" | 10"

Indoor Lighting | Downlights



OVERVIEW

Power Selectable	6" : 12W-17W-22W 8" : 17W-24W-30W 10" : 22W-30W-38W
Voltage	AC 100-277V, 50/60 Hz
Power Factor	0.979
Efficacy	Up to 110lm/W
CCT Selectable	2700K-3000K-3500K-4000K-5000K
Color Rendering (CRI)	92
R9 (Red Value)	56
R13 (Skin Tones)	92
Beam Angle	100°
Light Distribution	Type VS
BUG Rating	B1-U2-G0
Dimmable	Continuous Dimming to 10% or Below
Operating Temperature	-14°F ~ +122°F
Suitable Location	WET
Ingress Protection Rating (IP)	IP44
Average Life (Hours)	50,000
LED Light Source	Hongli 2385
Driver	DOB
Base	E26/GU24
Housing	Aluminum
Cover Material	Polycarbonate
Diffuser	Frosted
Finish	White

Product Description

The Orwin Downlight is a versatile lighting solution featuring precision-engineered optics, ensuring uniform light distribution and eliminating shadows for a flawless ambiance. With power and CCT selectability, Orwin adapts to varied lighting needs, offering effortless control and superior performance. Leveraging streamlined production and rigorous quality validation, Orwin stands out for its unmatched durability and reliability, making it an ideal choice for federal projects.

Features

- Premium quality with BAA & BABAA compliance, crafted using Tier-1 domestically sourced materials to meet the 65% federal procurement mandate.
- Advanced CCT and power selectability ensures precise light management with validated color consistency.
- Effective light distribution with no halos or shadows, ensuring smooth diffusion and comfortable optical performance.
- Seamless integration with standard 0-10V dimming systems for precise lighting control.

Applications Area

Retail Stores, Restaurants, Hotels, Malls, Offices, Lobbies

Warranty



Warranty Limitations: To ensure eligibility, the product must be installed by a certified electrician in accordance with the guidelines outlined in the installation sheet. The fixture is designed for operation within ambient temperatures of -14°F to +122°F. The 10-year warranty remains valid only if all operating conditions strictly adhere to the parameters specified in the installation sheet. Any installation errors or deviations from the provided instructions will void warranty coverage.

Additional coverage options may be available for purchase—please contact IKIO representatives for more information. Warranty claims must be initiated by submitting a completed RMA form. For full warranty details and terms, refer to the comprehensive [warranty document](#).

ORWIN | DOWNLIGHT | Indoor Lighting



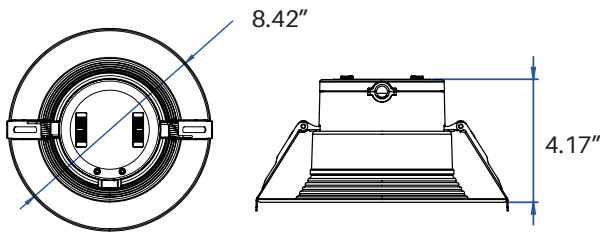
Product Specifications

PART NUMBER	POWER SELECTABLE (OPTIONS)	VOLTAGE	LUMEN OUTPUT	EFFICACY	CRI	CURRENT	CCT SELECTABLE	THD	LIGHT DISTRIBUTION
	W	V	lm	lm/W		A	K		
IK-RDL4-06-S0022-MV-D-CCT-WD-00-WH-BFU	12	120V-277V	1045	108	91.7	0.09	2700-3000-3500-4000-5000	>30%	Type VS
	17		1484						
	22		1790						
IK-RDL4-08-S0030-MV-D-CCT-WD-00-WH-BFU	17	120V-277V	1615	110	93.6	0.12	2700-3000-3500-4000-5000	>30%	Type VS
	24		2160						
	30		2587						
IK-RDL4-10-S0038-MV-D-CCT-WD-00-WH-BFU	22	120V-277V	2006	108	91.4	0.15	2700-3000-3500-4000-5000	>30%	Type VS
	30		2583						
	38		3199						

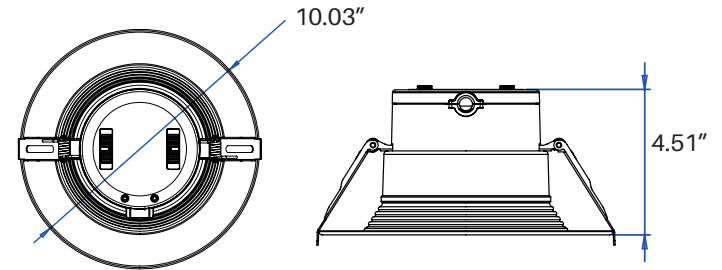
Note: Custom manufacturing options in CCT, wattage, voltage, light distribution, finish, and more are available upon request, subject to MOQ and lead time considerations.

Dimensions

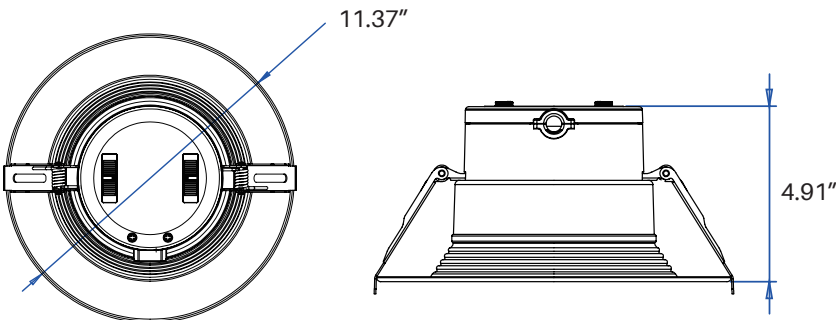
6": **IK-RDL4-06-S0022** (12W-17W-22W)



8": **IK-RDL4-08-S0030** (17W-24W-30W)



10": **IK-RDL4-10-S0038** (22W-30W-38W)



ORWIN | DOWNLIGHT | Indoor Lighting




Product Ordering Information Typical order example: IK-RDL4-06-S0022-MV-D-CCT-WD-00-WH-BFU

LUMINAIRE FAMILY			ELECTRICAL / LIGHTING PERFORMANCE						CONSTRUCTION	
IK	RDL4			MV	D	CCT	WD	00	WH	BFU
BRAND	FAMILY/VERSION	SIZE	POWER (W)	VOLTAGE (V)	DIMMING	CCT (K)	DISTRIBUTION	DRIVER	FINISH	MANUFACTURER
IK IKIO	RDL4 ORWIN DOWNLIGHT	06 6"	S0022 12W-17W-22W	MV 120V-277V	D DIMMABLE	CCT 2700K-3000K-3500K-4000K-5000K	WD WIDE DISTRIBUTION	00	WH WHITE	BFU BRIGHT FUTURE USA, INC
		08 8"	S0030 17W-24W-30W							
		10 10"	S0038 22W-30W-38W							

Note: Please ensure compatibility with this specific fixture size when selecting this option.

Accessories Ordering Information

PRODUCT CODE	DESCRIPTION	IMAGE	DOWNLOAD
IK-EMH-18170-HY	Emergency Pack For Led Fixture 18W/90 Min/Split Type/L (On Field)		Download