



Spelta Corn Bulb Pro

FEATURES

- Low energy consumption as compared to traditional bulbs, which make them environ friendly.
- Even light distribution due to it's 360° optical design.
- Protection from High Voltage Surge (6 KV).
- Superior hollow heat sink for much improved heat management.
- Exceptional lumen output and lighting quality.
- Comes with silicone gaskets.

PRODUCT DETAILS

LIGHTING PERFORMANCE

Efficacy	120 lm/W		
Power	80 W	100 W	120 W
Lumen Output	9600 lm	12000 lm	14400 lm
CCT	2700 K, 3000 K, 3500 K, 4000 K, 4500 K, 5000 K, 5700 K		
CRI	80+		
Voltage	AC 100-277 V 50/60 Hz		
Beam Angle	360°		
Power factor	≥ 0.90		
Dimming	No		

ENVIRONMENT & LIFESPAN

Operating Temperature	-20° F to +140° F
IP Rating	IP64
Operating Hours	Over 50,000 hours lifetime at L70
Warranty	5 Years

CONSTRUCTION

Housing	Aluminum + Polycarbonate
Base / Power Supply	Hard Wired / E26 or E(X)39
Finish	White

APPLICATIONS

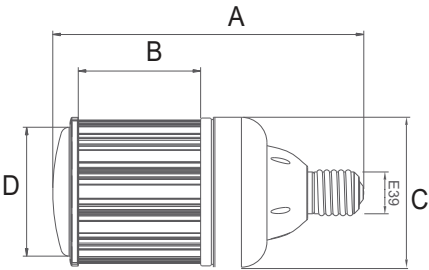
Outside Lighting, Walkway and Lamps.

QUALIFICATIONS & WARRANTY



DIMENSIONS

Wattage	A(in)	B(in)	C(in)	D(in)
80 W	11.00	4.72	5.74	5.74
100 W	11.22	4.72	5.74	5.74
120 W	12.00	4.72	5.74	5.74



ORDERING INFORMATION

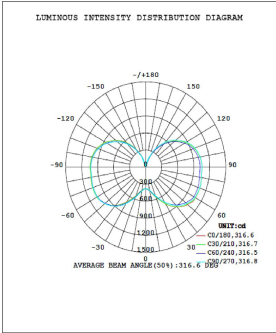
MODEL	POWER	CCT
IK-CRA-L120	0080 0100 0120	27 27-2700 K 45-4500 K 30-3000 K 50-5000 K 35-3500 K 57-5700 K 40-4000 K

PACKAGING

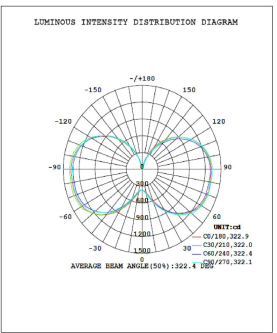
Quantity Per Box	1
Box Dimensions	-----
Box Weight	-----

OPTOMETRIC DATA

80 W



100 W



120 W

