



Spelta Corn Bulb

FEATURES

- Low energy consumption as compared to traditional bulbs, which makes them environment friendly.
- Even light distribution due to it's 360° optical design.
- Protection from High Voltage Surge (6 KV).
- Superior hollow heat sink for much improved heat management.
- Exceptional lumen output and lighting quality.
- Comes with silicone gaskets.

PRODUCT DETAILS

LIGHTING PERFORMANCE

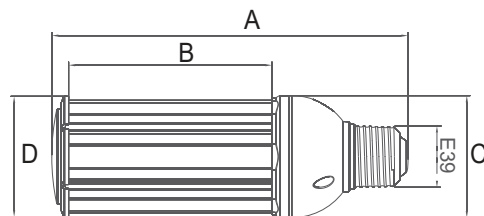
Efficacy	120 lm/W					
Power	14 W	27 W	36 W	45 W	54 W	60 W
Lumen Output	1680 lm	3240 lm	4320 lm	5400 lm	6480 lm	7200 lm
CCT	2700 K, 3000 K, 3500 K, 4000 K, 4500 K, 5000 K, 5700 K					
CRI	80+					
Voltage	AC 100-277 V 50/60 Hz					
Beam Angle	360°					
Power factor	≥ 0.90					
Dimming	No					

ENVIRONMENT & LIFESPAN

Operating Temperature	-20.2° F to +140° F
IP Rating	IP64
Operating Hours	Over 50,000 hours lifetime at L70
Warranty	5 Years

DIMENSIONS

Wattage	A(in)	B(in)	C(in)	D(in)
54 W	10.43	6.04	3.66	3.58



CONSTRUCTION

Housing	Aluminum + Polycarbonate
Base / Power Supply	Hard Wired / E26 or E(X)39
Finish	White

APPLICATIONS

Outside Lighting, Walkway and Lamps.

QUALIFICATIONS & WARRANTY



ORDERING INFORMATION

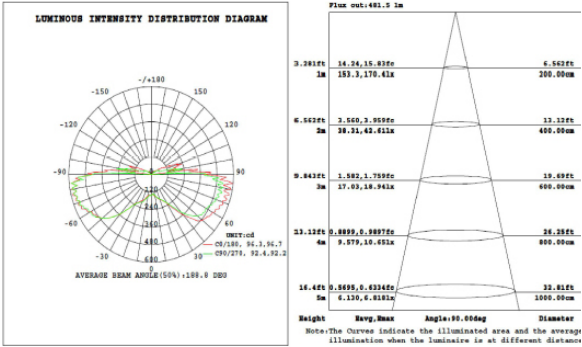
MODEL	POWER	CCT
IK-CRA-L120	0014	E(X)3927
	0027	27-2700 K 45-4500 K
	0036	30-3000 K 50-5000 K
	0045	35-3500 K 57-5700 K
	0054	40-4000 K
	0060	

PACKAGING

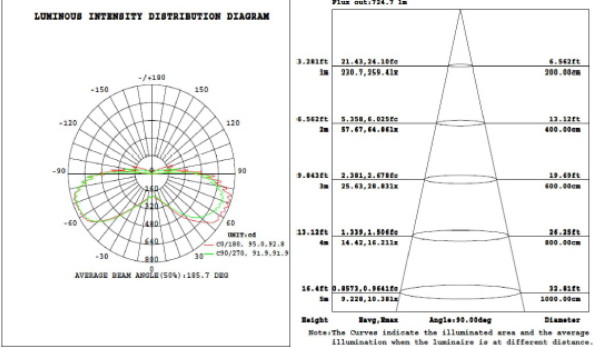
Quantity Per Box	1
Box Dimensions	-----
Box Weight	-----

OPTOMETRIC DATA

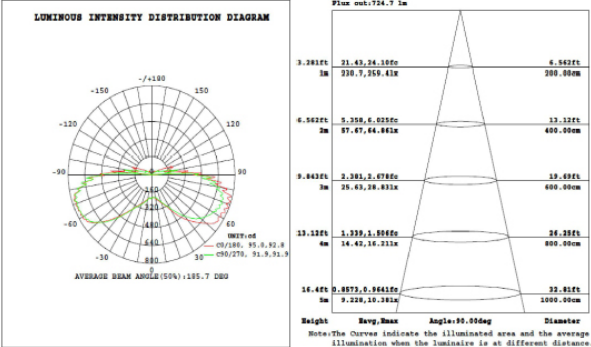
27 W



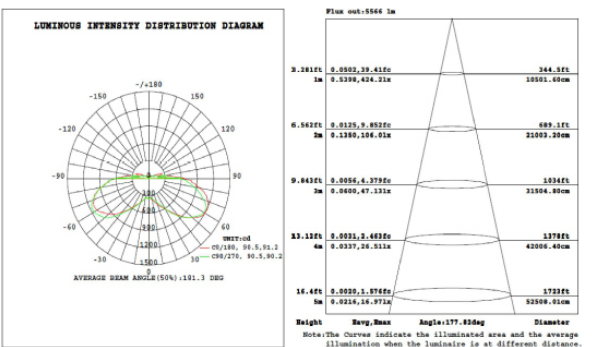
36 W



45 W



54W



60 W

