



T8 Glass Tube - Type A&B

FEATURES

- Can be rewired in a few simple steps to run on line voltage.
- Can also be used with existing instant start ballasts.
- Wide beam design with Full Glass housing.
- Uniform and smooth light without any flickering, and excellent efficacy.
- Dual Mode Internal Driver (UL Type A and Type B).

PRODUCT DETAILS

LIGHTING PERFORMANCE

Efficacy	130 lm/W	140 lm/W
Power	10 W	12 W
Lumen Output	1300 lm	1680 lm
CCT	3000 K, 3500 K, 4000 K, 4500 K, 5000 K	
CRI	80+	
Voltage	AC 100-277 V 50/60 Hz	
Beam Angle	360°	
Power factor	≥ 0.90	
Dimming	No	

ENVIRONMENT & LIFESPAN

Operating Temperature	-13° F to +113° F
IP Rating	IP20
Operating Hours	Over 50,000 hours lifetime at L70
Warranty	5 Years

CONSTRUCTION

Housing	Glass
Base / Power Supply	G13 / Direct Wire or Ballast use
Diffuser	Clear / Frosted

APPLICATIONS

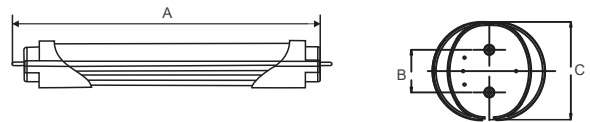
Parking lot, street and building perimeter lighting.

QUALIFICATIONS & WARRANTY



DIMENSIONS

Wattage	A(in)	B(in)	C(in)
10 W / 12 W	48	0.50	1.16



ORDERING INFORMATION

MODEL	POWER	CCT
IK-T804-UE	0010-TA&BF 0012	30-A 30- 3000K 35- 3500K 40- 4000K 45- 4500K 50- 5000K

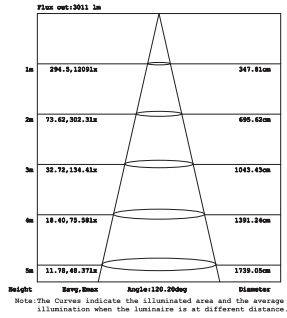
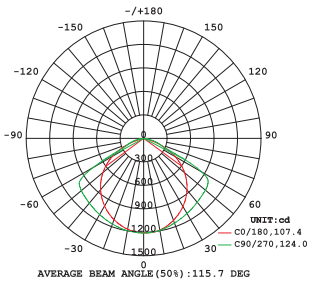
PACKAGING

Quantity Per Box	-----
Box Dimensions	-----
Box Weight	-----

OPTOMETRIC DATA

10 W

LUMINOUS INTENSITY DISTRIBUTION DIAGRAM



12 W

LUMINOUS INTENSITY DISTRIBUTION DIAGRAM

